

SAN PEDRO VALLEY PARK Junior Ranger



Name:



Introduction



Welcome, future Junior Rangers, to San Mateo County's San Pedro Valley Park! We are so excited for you to explore the amazing flora and fauna that our park provides. Our friend Quinn the California Quail will join you to introduce some fun facts and activities!

Instructions

To become a Junior Ranger you must:

1

Fill out this workbook as you explore the park! You'll need a pencil or pen, and some coloring materials if you'd like!

2

Once you have finished your packet, sign your name on the last page and recite the Junior Ranger Pledge.

3

Return to the Visitor Center and show your completed packet to a staff member to receive your prize!



Hi there! I'm Quinn the California Quail! I live here in San Pedro Valley! Look for my picture for facts and tips about my home.



Park Safety & Rules



Like with all things, it is important to treat your parks with kindness and respect. As a Junior Ranger, it is your job to understand the rules and make sure your group does the same! Read the rules and safety tips below. Then look for the underlined words in the word search.

1. Stay on the trail.
2. Observe wildlife from a distance - do not feed or approach animals.
3. Flowers and plants are for everyone to enjoy - please do not pick them.
4. Leave no trace - put all garbage in the bins.
5. Stay with your group when you are hiking.
6. Avoid ticks by walking in the middle of the trail and stay away from bushy areas with tall grass and leaf litter. Check your body and clothing for ticks.
7. Poison oak is an important food source for many animals, but it can make humans itch, so avoid touching it.



D	Q	N	B	A	N	H	V	P	E	D	G	P	W
D	C	A	D	U	N	C	O	N	H	H	A	K	I
D	R	D	O	B	H	I	F	H	I	P	R	O	L
P	A	J	S	F	S	J	M	K	R	P	B	J	D
H	F	D	F	O	R	G	I	A	N	T	A	O	L
M	X	L	N	V	E	N	D	F	L	C	G	U	I
I	U	O	O	Z	G	G	X	G	Z	S	E	T	F
O	A	G	V	W	W	P	A	S	A	S	F	G	E
K	B	I	E	Q	E	P	L	A	N	T	S	R	J
T	R	A	I	L	L	R	Y	S	T	A	P	O	N
C	A	E	O	C	O	S	S	X	I	T	Q	U	H
N	O	F	R	T	L	S	K	T	C	K	W	P	V
B	C	B	Y	O	O	I	Y	M	K	O	M	S	C
D	Y	D	L	R	I	M	L	O	S	Q	Y	Z	L



Get to Know SPV



Choose two of the activities below to get to know San Pedro Valley Park.

Interview someone who works at San Pedro Valley Park and ask them questions about their job.



What is your name and what is your job?

What is your favorite part of the job?

What is your favorite plant or animal at this park?

Explore the visitor center and list 2 observations.




1.

2.

Go for a walk on one of the many trails. Make sure you take an adult with you!

Which trail did you take?

List any animals you observed.



Habitat Matching

A **habitat** is a place where an organism makes its home and meets all of the conditions necessary for survival. For animals, this includes shelter, food, water, and space. San Pedro Valley Park has 5 types of habitats: chaparral, grassland, riparian, coastal scrub, and eucalyptus forest.




GRASSLAND HABITAT:
large open areas of grasses



RIPARIAN HABITAT: land that occurs
along the edges of streams and rivers



COASTAL SCRUB HABITAT:
covers coastal hillsides



Draw lines to connect these animals with their habitat.




Animal Diner

It is meal time at San Pedro Valley Park!
Help the animals find a healthy meal by writing the number of the meal on the plate.

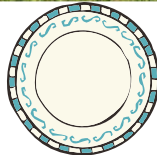

MENU

- #1: **Stew** - fresh mix of mice and rabbits with secret snake seasoning
- #2: **House Salad** - mixed greens served with twigs, buds, nuts, and fruit
- #3: **Omelet** - Bird eggs, mice, and lizards with a side of berries and nuts
- #4: **Trail Mix** - mostly seeds, mixed with toyon berries, insects, and leaves
- #5: **Roast** - a single rodent, slow-roasted for about 5 days
- #6: **Salsa** - assorted insects, with different crunchy textures and levels of spice

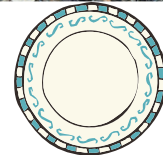
California Quail



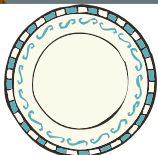
Mule Deer





Gopher Snake




Red-tailed Hawk



Gray Fox




Western Fence Lizard



Bingo

Go for a walk in San Pedro Valley Park and see if you can find some of the species below. To get a bingo, mark off 4 horizontal, vertical, or diagonal squares in a row.



Turkey Vulture



Hazelnut



Chipmunk



Manzanita



Arroyo Willow



Western Fence Lizard



CA Sagebrush



American Robin



Brush Rabbit




Poison Oak



CA Quail



Sticky Monkey Flower




Coast Live Oak



Hummingbirds







Blackberry



Deer

Guess the Organism





There are many different organisms that live in this park and each of them fits into a different **niche**. An organism's niche is its role in an ecosystem. Use these clues about the ecological niche to guess the organism!

Clues:	What does this tell you?
<p>We found this animal track on the ground!</p> 	
<p>Here is some scat that was left on the trail:</p> 	
<p>Some of these plants have been eaten!</p> 	
<p>Oh no! It is January and this has been left behind!</p> 	

What organism do you think this is?

Mindfulness

Find a place in the park you enjoy and take a seat. In this box, draw or write about your spot. Use four of your senses (sight, touch, hearing, smell).

 <p>I hear...</p>	 <p>I feel...</p>
 <p>I see...</p>	 <p>I smell...</p>

Parks can help us feel calm, happy, and healthy! One way to experience this is through **mindfulness**. This means paying attention to our surroundings & how we are feeling. Jot down how being in the park made you feel.



This morning, I was feeling _____

After visiting the park I feel _____



Reflection



Write a poem to reflect on your favorite part of San Pedro Valley Park.


Draw a picture below it!

Your poem may be featured at the San Pedro Valley Visitor's Center!

Here's an example:



A silent deer looked at me
Across the field of grass.
Though I watched as quiet as can be,
It fled within a flash!



Large rounded rectangular box with five horizontal dashed lines for writing a poem.

Written and Illustrated by: Junior Ranger _____

(Write your name here)



Pledge



Congratulations!

You have completed the activities needed to be a San Pedro Valley Park Junior Ranger! Being a Junior Ranger is fun, but there are responsibilities. You now must take the Junior Ranger Pledge. Sign your name on the line, then recite this pledge to become a Junior Ranger!

"I, _____ promise to help take care of the parks! I will abide by the Leave No Trace principles and respect the plants and wildlife. I will continue to explore and learn more about nature and history and share my discoveries with others. I will encourage my family and friends to help protect the parks and all of our natural resources."



Way to go Junior Ranger! Come visit again soon!
P.S. You can likely find me on Weiler Ranch Road with the other quails!

JR. RANGER



Explore other County Parks and earn more badges at:

Complete all 5
Junior Ranger
booklets to earn a
special gold
badge!

This park is known for its
beautiful wildflowers!



Education Center Hours: Saturdays
and Sundays 9:30am-4pm,
Wednesdays 9:30am-12:30pm

Learn about our oldest County park
as you explore the redwoods!



Visitor Center Hours: Open daily
from May-September

Explore the tidepools at
Fitzgerald Marine Reserve!



Visitor Center Hours: Hours
vary on weekends

If you like horses, you'll love
Wunderlich County Park!



Carriage Museum Hours: Saturdays
and Sundays 12-3pm

Visiting a park when the Visitor Center is closed?

Request a booklet via email: sanmateocountyparks@gmail.com!



Junior Ranger Booklet



Instructions for Visitor Center Hosts

The Junior Ranger booklets are recommended for youth ages 7 to 12 years old.

- Booklets can either be completed on the same day as their visit, or can be turned in to the Visitor Center at a later date. Alternatively, photos of the completed booklet can be sent to the Interpretive Division at sanmateocountyparks@gmail.com if they are not able to return to the park.
- Take a look through the booklet to ensure they completed all of the pages. We are not looking for correct answers; rather we just want to ensure they tried their best on each page.
- Sign and date the blank page at the back of the booklet.
- Return the booklet to them and give them the San Pedro Valley Park Junior Ranger badge.
- Please email Tracy Nappi if you have any questions, or when you are down to your last 10 booklets and/or pins. tnappiesmcgov.org